



## COMPACT, MANOEUVRABLE AND EFFICIENT

Nilfisk BR 601/651/751/751C is a range of professional ride-on scrubber/dryers covering all commercial floor cleaning applications. This series is the perfect choice for large area cleaning, even if it is an area that's congested with furniture and equipment (shopping malls, supermarkets, hospitals)

With different models available to choose from, 61/66 to 71cm scrubbing paths, and disc or cylindrical decks, productivity savings are guaranteed (decks are interchangeable).

The BR 601 series is a smaller compact ride-on range, that offers ergonomics and easy to use features.

Safety is guaranteed in all conditions with an automatic speed reducer on turns and automatic brake System when traction is not engaged.

A 75 litre water capacity linked to ECO Solution (water and chemical saving) will offer the right quantity of water used for the cleaning task to do.

## PRODUCT FACTS

- **COMPACT:** Compact body (shoulder width), offset brush deck and free squeegee allow work in congested areas.
- **EASY TO USE:** Adjustable steering wheel, water level indication on dash, full access to the recovery tank to clean it.
- **CUSTOM FIT:** interchangeable decks, 3 scrub sizes, disc or cylindrical.
- **SAFETY:** Automatic speed reduction on turns, automatic braking system on ramps.

Model	BR 601	BR 601	BR 601 EDS	BR 601 EDS
Ref. no	908 7075 020	908 7077 020	908 7087 020	908 7089 020
Description	BR 601 RIDE-ON SCRUBBER/ BR 601 RIDE-ON SCRUBBER/		BR 601 EDS SCRUBBER/DRYER	BR 601 EDS UK SCRUBBER/DR

## PRODUCT FEATURES

## INCL. ACCESSORIES

909 6157 000 CHARGER BATTERY 24V 25A

Technical specifications	BR 601	BR 601	BR 601 EDS	BR 601 EDS
PLUG TYPE	ALL	UK	ALL	UK
POWER SOURCE	175 - 240 amp C5	175 - 240 amp C5	175 - 240 amp C5	175 - 240 amp C5
VOLTAGE (V)	24	24/230	24	24/230
RATED POWER (W)	1900	1900	1900	1900
SOUND PRESSURE LEVEL AT 1.5 M (DB(A)ISO 3744)	67,5	67,5	67,5	67,5
PRODUCTIVITY RATE THEORETICAL/ ACTUAL (M <sup>2</sup> /H)	3700/2570	3700/2570	3700/2570	3700/2570
SCRUBBING WIDTH (MM)	610	610	610	610
MIN. TURN-AROUND AISLE WIDTH CM	150	150	150	150
MAX SPEED (KM/H)	6	6	6	6
SOLUTION/RECOVERY TANK (L)	75/75	75/75	75/75	75/75
BRUSH/PAD DIAMETER (MM)	305	305	305	305
BRUSH PRESSURE (KG)	30/50	30/50	30/50	30/50
BRUSH SPEED (RPM)	190	190	190	190
LENGTH X WIDTH X HEIGHT (CM)	145x66x131	145x66x131	145x66x131	145x66x131
NET WEIGHT (KG)	180	180	180	180
OPERATING WEIGHT (KG)	391	391	391	391
SQUEEGEE WIDTH (MM)	810	810	810	810

Model	BR 651	BR 651	BR 651 EDS	BR 651 EDS
Ref. no	908 7078 020	908 7080 020	908 7090 020	908 7092 020
Description	BR 651 RIDE-ON SCRUBBER/ BR 651 RIDE-ON SCRUBBER/		BR 651 EDS SCRUBBER/DRYER	BR 651 EDS UK SCRUBBER/DR

**PRODUCT FEATURES**

**INCL. ACCESSORIES**

909 6157 000 CHARGER BATTERY 24V 25A

Technical specifications	BR 651	BR 651	BR 651 EDS	BR 651 EDS
PLUG TYPE	ALL	UK	ALL	UK
POWER SOURCE	175 - 240 amp C5	175 - 240 amp C5	175 - 240 amp C5	175 - 240 amp C5
VOLTAGE (V)	24	24/230	24	24/230
RATED POWER (W)	1900	1900	1900	1900
SOUND PRESSURE LEVEL AT 1.5 M (DB(A)ISO 3744)	67,5	67,5	67,5	67,5
PRODUCTIVITY RATE THEORETICAL/ ACTUAL (M <sup>2</sup> /H)	4000/2780	4000/2780	4000/2780	4000/2780
SCRUBBING WIDTH (MM)	660	660	660	660
MIN. TURN-AROUND AISLE WIDTH CM	150	150	150	150
MAX SPEED (KM/H)	6	6	6	6
SOLUTION/RECOVERY TANK (L)	75/75	75/75	75/75	75/75
BRUSH/PAD DIAMETER (MM)	330	330	330	330
BRUSH PRESSURE (KG)	30/50	30/50	30/50	30/50
BRUSH SPEED (RPM)	190	190	190	190
LENGTH X WIDTH X HEIGHT (CM)	145x68x131	145x68x131	145x68x131	145x68x131
NET WEIGHT (KG)	180	180	180	180
OPERATING WEIGHT (KG)	391	391	391	391
SQUEEGEE WIDTH (MM)	810	810	810	810



CBA CLEANING SOLUTIONS LTD  
 UNIT 6/7BUNTING RD MORETON HALL IND EST  
 BURY ST EDMUNDS SUFFOLK IP32 7BX  
 TEL: 01284 702233 FAX:01284 765231  
 email@ sales@cballtd.co.uk  
 www.cbaldtd.co.uk

Model	BR 751	BR 751	BR 751 EDS	BR 751 EDS
Ref. no	908 7081 020	908 7083 020	908 7093 020	908 7095 020
Description	BR 751 RIDE-ON SCRUBBER/ BR 751 RIDE-ON SCRUBBER/		BR 751 EDS SCRUBBER/DRYER	BR 751 EDS UK SCRUBBER/DR

## PRODUCT FEATURES

## INCL. ACCESSORIES

909 6157 000 CHARGER BATTERY 24V 25A

Technical specifications	BR 751	BR 751	BR 751 EDS	BR 751 EDS
PLUG TYPE	ALL	UK	ALL	UK
POWER SOURCE	175 - 240 amp C5	175 - 240 amp C5	175 - 240 amp C5	175 - 240 amp C5
VOLTAGE (V)	24	24/230	24	24/230
RATED POWER (W)	1900	1900	1900	1900
SOUND PRESSURE LEVEL AT 1.5 M (DB(A)ISO 3744)	67,5	67,5	67,5	67,5
PRODUCTIVITY RATE THEORETICAL/ ACTUAL (M <sup>2</sup> /H)	4300/3000	4300/3000	4300/3000	4300/3000
SCRUBBING WIDTH (MM)	710	710	710	710
MIN. TURN-AROUND AISLE WIDTH CM	150	150	150	150
MAX SPEED (KM/H)	6	6	6	6
SOLUTION/RECOVERY TANK (L)	75/75	75/75	75/75	75/75
BRUSH/PAD DIAMETER (MM)	355	355	355	355
BRUSH PRESSURE (KG)	30/50	30/50	30/50	30/50
BRUSH SPEED (RPM)	190	190	190	190
LENGTH X WIDTH X HEIGHT (CM)	145x75x131	145x75x131	145x75x131	145x75x131
NET WEIGHT (KG)	180	180	180	180
OPERATING WEIGHT (KG)	391	391	391	391
SQUEEGEE WIDTH (MM)	860	860	860	860

Model	BR 751 C	BR 751 C	BR 751 C EDS	BR 751 C EDS
Ref. no	908 7084 020	908 7086 020	908 7096 020	908 7098 020
Description	BR 751C RIDE-ON SCRUBBER/	SCRUBBER BR 751 C UK	BR 751 C EDS SCRUBBER/DRY	BR 751 C EDS UK SCRUBBER/

**PRODUCT FEATURES**








**INCL. ACCESSORIES**

909 6157 000 CHARGER BATTERY 24V 25A




Technical specifications	BR 751 C	BR 751 C	BR 751 C EDS	BR 751 C EDS
PLUG TYPE	ALL	UK	ALL	UK
POWER SOURCE	175 - 240 amp C5	175 - 240 amp C5	175 - 240 amp C5	175 - 240 amp C5
VOLTAGE (V)	24	24/230	24	24/230
RATED POWER (W)	2300	2300	2300	2300
SOUND PRESSURE LEVEL AT 1.5 M (DB(A)ISO 3744)	67,5	67,5	67,5	67,5
PRODUCTIVITY RATE THEORETICAL/ ACTUAL (M <sup>2</sup> /H)	4300/3000	4300/3000	4300/3000	4300/3000
SCRUBBING WIDTH (MM)	710	710	710	710
MIN. TURN-AROUND AISLE WIDTH CM	150	150	150	150
MAX SPEED (KM/H)	6	6	6	6
SOLUTION/RECOVERY TANK (L)	75/75	75/75	75/75	75/75
BRUSH/PAD DIAMETER (MM)	CYL	CYL	CYL	CYL
BRUSH PRESSURE (KG)	33	33	33	33
BRUSH SPEED (RPM)	613	613	613	613
LENGTH X WIDTH X HEIGHT (CM)	145x79x131	145x79x131	145x79x131	145x79x131
NET WEIGHT (KG)	180	180	180	180
OPERATING WEIGHT (KG)	391	391	391	391
SQUEEGEE WIDTH (MM)	860	860	860	860










CBA CLEANING SOLUTIONS LTD  
 UNIT 6/7BUNTING RD MORETON HALL IND EST  
 BURY ST EDMUNDS SUFFOLK IP32 7BX  
 TEL: 01284 702233 FAX:01284 765231  
 email@ sales@cballtd.co.uk  
 www.cballtd.co.uk




Accessories	Ref. no	Min. required	BR 601	BR 601 EDS	BR 651	BR 651 EDS
<b>Batteries and Chargers</b>						
	CHARGER 230V 10AMP SMC 24/30 CH9	00172433	1	■	■	■
<b>Batteries GEL</b>						
	BATTERY SET COMPLETE 220 AH5 MAINT FREE CH9	00210012	1	■	■	■
<b>Batteries WET</b>						
	BATTERY SET COMPLETE 210 AH5 SEMI TRACTION CH9	00200450	1	■	■	■
<b>Charger plug</b>						
	PLUG UK	82179200	1	■	■	■
<b>Padholders</b>						
	PADHOLDER CPL 305MM	08603939	2	■	■	
	PAD HOLDER CPL 330MM WITH CENTER LOCK	909 5330 000	2			■
	PAD HOLDER CPL 370MM WITH CENTER LOCK	909 5331 000	2			
<b>Pad 12" / 305mm</b>						
	PADS BLUE 12" 305MM 5 PK	00190790	1	■	■	
305mm	PADS BROWN 12in 305MM 5 PACK	00190791	1	■	■	
	PADS RED 12in 305MM 5 PACK	00190792	1	■	■	
	PADS GREEN 12in 305MM 3 PAIRS	00276002	1	■	■	
	PADS BLACK 12in 305MM 3 PAIRS	00276004	1	■	■	
	PADS WHITE 12in 305MM 5 PACK	82256800	1	■	■	
<b>Pad 13" / 330mm</b>						
	PAD RED 13in 330MM 5 PACK	82256900	1			■
330mm	PAD WHITE 13in 330MM 5 PACK	82257000	1			■
	PAD BLACK 13in 330MM 5 PACK	82257100	1			■

Accessories		Ref. no	Min. required	BR 601	BR 601 EDS	BR 651	BR 651 EDS
 330mm	<b>Pad 13" / 330mm</b>						
	PAD GREEN 13in 330MM 5 PACK	82257200	1			■	■
	PAD BLUE 13in 330MM 5 PACK	82322000	1			■	■
	PAD BROWN 13in 330MM 5 PACK	82322100	1			■	■
 355mm	<b>Pad 14" / 355mm</b>						
	PADS BLUE 14in 355MM 5 PK	00190796	1				
	PADS BROWN 14in 355MM 5PK	00190797	1				
	PADS RED 14in 355MM 5 PK	00190798	1				
	PADS WHITE 14in 355MM 5PK	00190799	1				
	PADS BLACK 14in 355MM 5PK	00277005	1				
	PADS GREEN 14in 355MM 5PK	00306400	1				
 330mm	<b>Brush disc.</b>						
	BRUSH DECK KIT BR 601D BR 601D	909 6152 000	1	■	■		
	BRUSH DECK KIT W/SQUEEGEE BR 651D	909 6153 000	1			■	■
	BRUSH DECK KIT BR 751D BR 751D	909 6154 000	1				
 305mm	<b>Brush disc. 305mm</b>						
	BRUSH PPL BA 610 305MM	08603842	2	■	■		
	BRUSH MIDLITE 180 GRIT BA 610 305MM	08603872	2	■	■		
	BRUSH MIDGRIT 240 BA 610 305MM	08603873	2	■	■		
	BRUSH PROLITE BA 610 305MM	08603874	2	■	■		
BRUSH UNION MIX BA 610 305MM	08603875	2	■	■			
 330mm	<b>Brush disc. 330mm</b>						
	BRUSH 330MM PROLENE PPL	909 5332 000	2			■	■
	BRUSH 330MM MIDGRIT 240	909 5334 000	2			■	■
	BRUSH 330MM MIDLITE GRIT	909 5336 000	2			■	■
	BRUSH 330MM PROLITE	909 5338 000	2			■	■
BRUSH 330MM UNION MIX	909 5340 000	2			■	■	
 370mm	<b>Brush disc. 370mm</b>						
	BRUSH 370MM PROLENE PPL	909 5333 000	2				
	BRUSH 370MM MIDGRIT 240	909 5335 000	2				
	BRUSH 370MM MIDLITE GRIT	909 5337 000	2				
	BRUSH 370MM PROLITE	909 5339 000	2				
BRUSH 370MM UNION MIX	909 5341 000	2					
 700mm	<b>Broom cyl. 700mm</b>						
	CYLINDRICAL BRUSH 680MM 28in POLYPROPYLENE BR 700	56412046	2				
	CYLINDRICAL BRUSH 680MM 28in SOFT NYLON BR 700C	56412191	2				
CYLINDRICAL BRUSH 680MM 28in HARD NYLON BR 700C	56412192	2					

Accessories		Ref. no	Min. required	BR 601	BR 601 EDS	BR 651	BR 651 EDS
	<b>Broom cyl. 700mm</b>						
	CYLINDRICAL BRUSH 680MM 28in 180 GRIT BR 700C	56412193	2				
	CYLINDRICAL BRUSH 680MM 28in 80 GRIT BR 700C	56412194	2				
	CYLINDRICAL BRUSH 680MM 28in 46 GRIT BR 700C	56412195	2				
	<b>Squeegees, blades, skirts and splash guards</b>						
	BLADE FRONT 600/650/700S	08603830	1	■	■	■	■
	BLADE REAR 600/650/700S	08603832	1	■	■	■	■
	BLADE SQUEEGEE OIL RESIST ANT F/BA 610	08603973	1	■	■	■	■
	BLADE,FRONT 600/650/750S	909 5348 000	1				
	BLADE,REAR 600/650/750S	909 5350 000	1				
	BLADES OIL RESISTANT KIT SQUEEGEE BA 750	909 5466 000	1				
	BLADE FRONT NON MARKING	909 5513 000	1				
	BLADE FRONT NON MARKING F/BA600/BA650	909 5629 000	1	■	■	■	■
	SKIRT SIDE	909 6172 000	2	■	■	■	■
BLADE, SIDE SKIRT	909 6194 000	1					
	<b>Others</b>						
	BEACON FLASH.ON SUP.KIT SR 1100S	146 2692 000	1	■	■	■	■
	SILENCER, BUZZER KIT	909 6340 000	1	■	■	■	■

Accessories	Ref. no	Min. required	BR 751	BR 751 EDS	BR 751 C	BR 751 C EDS
<b>Batteries and Chargers</b>						
	CHARGER 230V 10AMP SMC 24/30 CH9	00172433	1	■	■	■
<b>Batteries GEL</b>						
	BATTERY SET COMPLETE 220 AH5 MAINT FREE CH9	00210012	1	■	■	■
<b>Batteries WET</b>						
	BATTERY SET COMPLETE 210 AH5 SEMI TRACTION CH9	00200450	1	■	■	■
<b>Charger plug</b>						
	PLUG UK	82179200	1	■	■	■
<b>Padholders</b>						
	PADHOLDER CPL 305MM	08603939	2			
	PAD HOLDER CPL 330MM WITH CENTER LOCK	909 5330 000	2			
	PAD HOLDER CPL 370MM WITH CENTER LOCK	909 5331 000	2	■	■	
<b>Pad 12" / 305mm</b>						
	PADS BLUE 12" 305MM 5 PK	00190790	1			
305mm	PADS BROWN 12in 305MM 5 PACK	00190791	1			
	PADS RED 12in 305MM 5 PACK	00190792	1			
	PADS GREEN 12in 305MM 3 PAIRS	00276002	1			
	PADS BLACK 12in 305MM 3 PAIRS	00276004	1			
	PADS WHITE 12in 305MM 5 PACK	82256800	1			
<b>Pad 13" / 330mm</b>						
	PAD RED 13in 330MM 5 PACK	82256900	1			
330mm	PAD WHITE 13in 330MM 5 PACK	82257000	1			
	PAD BLACK 13in 330MM 5 PACK	82257100	1			

Accessories	Ref. no	Min. required	BR 751	BR 751 EDS	BR 751 C	BR 751 C EDS
<b>Pad 13" / 330mm</b>						
 330mm	PAD GREEN 13in 330MM 5 PACK	82257200	1			
	PAD BLUE 13in 330MM 5 PACK	82322000	1			
	PAD BROWN 13in 330MM 5 PACK	82322100	1			
<b>Pad 14" / 355mm</b>						
 355mm	PADS BLUE 14in 355MM 5 PK	00190796	1	■	■	
	PADS BROWN 14in 355MM 5PK	00190797	1	■	■	
	PADS RED 14in 355MM 5 PK	00190798	1	■	■	
	PADS WHITE 14in 355MM 5PK	00190799	1	■	■	
	PADS BLACK 14in 355MM 5PK	00277005	1	■	■	
	PADS GREEN 14in 355MM 5PK	00306400	1	■	■	
<b>Brush disc.</b>						
 330mm	BRUSH DECK KIT BR 601D BR 601D	909 6152 000	1			
	BRUSH DECK KIT W/SQUEEGEE BR 651D	909 6153 000	1			
	BRUSH DECK KIT BR 751D BR 751D	909 6154 000	1	■	■	
	BRUSH DECK KIT BR 751C BR 751 CYLINDRICAL DECK	909 6155 000	1		■	■
<b>Brush disc. 305mm</b>						
 305mm	BRUSH PPL BA 610 305MM	08603842	2			
	BRUSH MIDLITE 180 GRIT BA 610 305MM	08603872	2			
	BRUSH MIDGRIT 240 BA 610 305MM	08603873	2			
	BRUSH PROLITE BA 610 305MM	08603874	2			
	BRUSH UNION MIX BA 610 305MM	08603875	2			
<b>Brush disc. 330mm</b>						
 330mm	BRUSH 330MM PROLENE PPL	909 5332 000	2			
	BRUSH 330MM MIDGRIT 240	909 5334 000	2			
	BRUSH 330MM MIDLITE GRIT	909 5336 000	2			
	BRUSH 330MM PROLITE	909 5338 000	2			
	BRUSH 330MM UNION MIX	909 5340 000	2			
<b>Brush disc. 370mm</b>						
 370mm	BRUSH 370MM PROLENE PPL	909 5333 000	2	■	■	
	BRUSH 370MM MIDGRIT 240	909 5335 000	2	■	■	
	BRUSH 370MM MIDLITE GRIT	909 5337 000	2	■	■	
	BRUSH 370MM PROLITE	909 5339 000	2	■	■	
	BRUSH 370MM UNION MIX	909 5341 000	2	■	■	
<b>Broom cyl. 700mm</b>						
 700mm	CYLINDRICAL BRUSH 680MM 28in POLYPROPYLENE BR 700	56412046	2		■	■
	CYLINDRICAL BRUSH 680MM 28in SOFT NYLON BR 700C	56412191	2		■	■
	CYLINDRICAL BRUSH 680MM 28in HARD NYLON BR 700C	56412192	2		■	■

Accessories		Ref. no	Min. required	BR 751	BR 751 EDS	BR 751 C	BR 751 C EDS
 700mm	<b>Broom cyl. 700mm</b>						
	CYLINDRICAL BRUSH 680MM 28in 180 GRIT BR 700C	56412193	2			▪	▪
	CYLINDRICAL BRUSH 680MM 28in 80 GRIT BR 700C	56412194	2			▪	▪
	CYLINDRICAL BRUSH 680MM 28in 46 GRIT BR 700C	56412195	2			▪	▪
	<b>Squeegees, blades, skirts and splash guards</b>						
	BLADE FRONT 600/650/700S	08603830	1				
	BLADE REAR 600/650/700S	08603832	1				
	BLADE SQUEEGEE OIL RESIST ANT F/BA 610	08603973	1				
	BLADE,FRONT 600/650/750S	909 5348 000	1	▪	▪	▪	▪
	BLADE,REAR 600/650/750S	909 5350 000	1	▪	▪	▪	▪
	BLADES OIL RESISTANT KIT SQUEEGEE BA 750	909 5466 000	1	▪	▪	▪	▪
	BLADE FRONT NON MARKING	909 5513 000	1	▪	▪	▪	▪
	BLADE FRONT NON MARKING F/BA600/BA650	909 5629 000	1				
	SKIRT SIDE	909 6172 000	2	▪	▪		
BLADE, SIDE SKIRT	909 6194 000	1			▪	▪	
	<b>Others</b>						
	BEACON FLASH.ON SUP.KIT SR 1100S	146 2692 000	1	▪	▪	▪	▪
	SILENCER, BUZZER KIT	909 6340 000	1	▪	▪	▪	▪