



#### Nilfisk CA/BA 340 faster and more efficient than mopping

Nilfisk CA/BA 340 and CA 340ET are the smart alternative to mopping. An automatic scrubber/dryer leaving your floors spotless. There is no slippery residue and no aching back. The series is perfect for maintenance of hard floor in small areas, e.g. stone, tile, cement, marble, rubber, vinyl, etc.

The battery-operated BA 340 cleans up to 800 m<sup>2</sup> on a single charge.

The cable-operated CA 340 is light and portable, appreciated by most cleaning contractors and equipped with separate solution and recovery tanks for easy filling and emptying.

The CA 340ET version offers all the qualities of the CA 340, but with an extra large membrane tank with enough capacity for cleaning up to 400 m<sup>2</sup> of floor space without refilling.

#### PRODUCT FACTS

- Twice as fast as mopping, removes the dirt instead of evening it out
- Unique design permits cleaning under furniture and right to the edge of the floor
- Scrubbing and vacuuming in forward and reverse
- Easily transported
- Machine comes complete with a nylon brush

Model	BA 340	CA 340	CA 340	CA 340 ET
Ref. no	08920016	08918955	08919029	08919555
Description	NILFISK BA340 W/CHAR. UK	CA340, 230/50 2TK	CA340 Twin tank 110v	NILFISK CA340ET 1TK 30L





## PRODUCT FEATURES

### INCL. ACCESSORIES

08425200 BRUSH PA BLUE

Technical specifications	BA 340	CA 340	CA 340	CA 340 ET
CABLE LENGTH (M)/ PLUG TYPE	-/UK	20/UK	20/-	20/UK
BATTERY CAPACITY (AH/5)	50	-	-	-
VOLTAGE (V)	24	230/50	110/50	230/50
PROTECTION CLASS (ELECTRICAL)	III	II	II	II
RATED POWER (W)	693	1140	1140	1140
AIRFLOW (L/SEC)	17	45	45	45
VACUUM MAX (KPA)	5,6	24	24	24
SOUND PRESSURE LEVEL AT 1.5 M (DB(A)ISO 3744)	68	68	68	68
PRODUCTIVITY RATE THEORETICAL/ ACTUAL (M <sup>2</sup> /H)	1360/820	1360/680	1360/680	1360/680
SCRUBBING WIDTH (MM)	340	340	340	340
WORKING/ SUCTION WIDTH (MM)	340/440	340/440	340/440	340/440
MAX SPEED (KM/H)	4	4	4	4
SOLUTION/RECOVERY TANK (L)	11/12	11/12	11/12	30/30
BRUSH/PAD DIAMETER (MM)	1 cyl 100	1 cyl 100	1 cyl 100	1 cyl 100
BRUSH PRESSURE (KG)	16	16	16	16
BRUSH SPEED (RPM)	1000	1000	1000	1000
BRUSH SPEED/PRESSURE (RPM/KG)	1000/16	1000/16	1000/16	1000/16
BRUSHES/PADS QTY.	1 CYL.	1 CYL.	1 CYL.	1 CYL.
LENGTH X WIDTH X HEIGHT (CM)	62x40x105	62x40x48	62x40x48	62x40x62
OPERATING WEIGHT (KG)	93	49	49	68

CBA CLEANING SOLUTIONS LTD  
 UNIT 6/7BUNTING RD  
 MORETON HALL IND EST  
 BURY ST EDMUNDS SUFFOLK IP32 7BX  
 TEL: 01284 702233 FAX:01284 765231  
 email@ sales@cbaltd.co.uk

Accessories	Ref. no	Min. required	BA 340	CA 340	CA 340 ET
<b>Batteries GEL</b>					
	BATTERY SET 50Ah5 EXIDE MAINTENANCE FREE CH6	00192123	1	▪	
<b>Chargers MIX</b>					
	CHARGER 230V 10AMP CH6	00171732	1	▪	
<b>Charger plug</b>					
	PLUG UK	82179200	1	▪	
<b>Broom cyl.</b>					
	BRUSH PA BLUE	08425200	1	▪	▪
	BRUSH SILICON CARBIDE	08425300	1	▪	▪
	SICA BRUSH, GRIT 320	08425400	1	▪	▪

CBA CLEANING SOLUTIONS LTD  
 UNIT 6/7BUNTING RD MORETON HALL IND EST  
 BURY ST EDMUNDS SUFFOLK IP32 7BX  
 TEL: 01284 702233 FAX:01284 765231  
 email@ sales@cbaltd.co.uk